

HeightAdjustableDesks.com

# Product Guide 2011



*7 Castle Road, Chelston Business Park, Wellington, Somerset. TA21 9JQ.*

*Tel: 08449 670636 Fax: 08449 670642 Email: [info@HeightAdjustableDesks.com](mailto:info@HeightAdjustableDesks.com)*



# GSH 2000 BENCH HEIGHT ADJUSTABLE

HeightAdjustableDesks.com



## Designed and manufactured to conform to:

### **BS EN 527-1:2000**

Office furniture, work tables and desk dimensions.

### **BS EN 527-2:2002**

Test methods for the determination of stability.

### **BS EN 527-3:2003**

Test methods for the determination of strength.

### **BS 3044:1990**

Ergonomics principles in the design and selection of office furniture.

### **BS EN ISO 9241**

Ergonomic requirements for office work with visual display terminals.

### **BS 6396:2008**

Electrics through office furniture.



## Features

- Manual Operated with removable handle.
- Fits to all legs (both front & rear).
- Adjustment between 727-927mm.
- Units can accept all standard Bench<sup>2</sup> accessories.
- Cable spines are recommended for vertical cable management to accommodate rise & fall.



## Bench 2000 Range

A four legged frame construction that features fully welded end frames and structural modesty panel. The desks and workstations are individual for ease of reconfiguration. Visible metalwork can be specified in:

**Black - RAL 9005, Grey - RAL 7024, Silver - RAL 9006 or White - RAL 9016**

All Bench furniture has 25mm tops finished with 3mm high impact resistant polypropylene edging. A selection of M.F.C board finishes are available.

## HEIGHT ADJUSTMENT: BETWEEN 727-927mm



# BENCH HEIGHT ADJUSTABLE GSH 2000 DESKING

DESIGNED & MANUFACTURED IN THE UK  
**10**  
YEAR  
GUARANTEE

## Information

Grain Direction - Top Panel  $\longleftrightarrow$

Group 1 - Royal Oak

Group 2 - Beech, Grey, Walnut or Dark Walnut

Group 3 - Apple, Ash, Maple, Pastels or White

For Pedestals & Storage See Page 110

### 800mm Deep Rectangular Desking

Can be used with under desk or desk high pedestals.



| Code | A    | B   | C | All Groups |
|------|------|-----|---|------------|
| 1808 | 1800 | 800 |   | 886.00     |
| 1608 | 1600 | 800 |   | 869.00     |
| 1408 | 1400 | 800 |   | 861.00     |
| 1208 | 1200 | 800 |   | 854.00     |
| 1008 | 1000 | 800 |   | 846.00     |

### 600mm Deep Rectangular Desking

Can be used with under desk or desk high pedestals.



|      |      |     |  |        |
|------|------|-----|--|--------|
| 1806 | 1800 | 600 |  | 849.00 |
| 1606 | 1600 | 600 |  | 842.00 |
| 1406 | 1400 | 600 |  | 835.00 |
| 1206 | 1200 | 600 |  | 826.00 |
| 1006 | 1000 | 600 |  | 819.00 |

### 800mm Deep Wave Desking

Can be used with under desk or desk high pedestals.



|            |      |      |     |      |        |
|------------|------|------|-----|------|--------|
| Right hand | R188 | 1800 | 800 | 1000 | 896.00 |
|            | R168 | 1600 | 800 | 1000 | 890.00 |
|            | R148 | 1400 | 800 | 1000 | 883.00 |
|            | R128 | 1200 | 800 | 1000 | 876.00 |
| Left hand  | L188 | 1800 | 800 | 1000 | 896.00 |
|            | L168 | 1600 | 800 | 1000 | 890.00 |
|            | L148 | 1400 | 800 | 1000 | 883.00 |
|            | L128 | 1200 | 800 | 1000 | 876.00 |

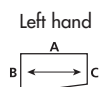
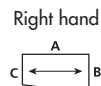
### 600mm Deep Wave Desking

Can be used with under desk or desk high pedestals.



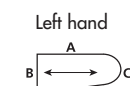
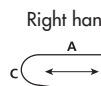
|            |      |      |     |     |        |
|------------|------|------|-----|-----|--------|
| Right hand | R186 | 1800 | 600 | 800 | 888.00 |
|            | R166 | 1600 | 600 | 800 | 880.00 |
|            | R146 | 1400 | 600 | 800 | 874.00 |
|            | R126 | 1200 | 600 | 800 | 867.00 |
| Left hand  | L186 | 1800 | 600 | 800 | 888.00 |
|            | L166 | 1600 | 600 | 800 | 880.00 |
|            | L146 | 1400 | 600 | 800 | 874.00 |
|            | L126 | 1200 | 600 | 800 | 867.00 |

### Angular Desking




|            |      |      |      |     |        |
|------------|------|------|------|-----|--------|
| Right hand | R188 | 1800 | 1000 | 800 | 896.00 |
|            | R186 | 1800 | 800  | 600 | 888.00 |
| Left hand  | L188 | 1800 | 1000 | 800 | 896.00 |
|            | L186 | 1800 | 800  | 600 | 888.00 |

### Angular Conference Desking



|            |      |      |      |     |        |
|------------|------|------|------|-----|--------|
| Right hand | R228 | 2200 | 1000 | 800 | 944.00 |
| Left hand  | L228 | 2200 | 1000 | 800 | 944.00 |



**HEIGHT ADJUSTABLE**  
GSH 3000 MOTOR DRIVEN DESKING

DESIGNED & MANUFACTURED IN THE U.K.  
**10**  
YEAR  
GUARANTEE

**Features**

- Height range 635 to 1290mm.
- Providing sit/stand capacity.
- Easily adjusted via a user friendly finger touch pad.

**Information**

**Grain Direction** - Top panel

**Group 1** - Royal Oak

**Group 2** - Beech, Grey, Walnut or Dark Walnut

**Group 3** - Apple, Ash, Maple, Pastels or White

**Metalwork available in:**

Black or Silver - please specify when ordering.

**Code      A      B      C      D      All Groups**

**635 to 1290mm Height Adjustable Rectangular Desk**



|     |            |        |
|-----|------------|--------|
| 18Z | 1800 x 800 | 860.00 |
| 16Z | 1600 x 800 | 838.00 |
| 14Z | 1400 x 800 | 815.00 |
| 12Z | 1200 x 800 | 762.00 |
| 10Z | 1000 x 800 | 739.00 |
| 08Z | 1800 x 800 | 706.00 |

**635 to 1290mm Height Adjustable Wave Desk**



Right hand



Left hand

|      |                   |        |
|------|-------------------|--------|
| R18Z | 1800 x 800 x 1000 | 880.00 |
| R16Z | 1600 x 800 x 1000 | 858.00 |
| R14Z | 1400 x 800 x 1000 | 834.00 |
| L18Z | 1800 x 800 x 1000 | 880.00 |
| L16Z | 1600 x 800 x 1000 | 858.00 |
| L14Z | 1400 x 800 x 1000 | 834.00 |



Touch pad



Cable Spine



| Code | Colour | Description    |
|------|--------|----------------|
| BCRB | Black  | Ø60 - 700 High |
| BCRS | Silver | Ø60 - 700 High |

To accommodate full height adjustment it may be necessary to clip two cable spines together.

Price 45.00 each

Code      A      B      C      D      All Groups

↕↕ 635 to 1290mm Height Adjustable Workstation



Right hand



Left hand

|      |      |   |     |   |     |   |      |         |
|------|------|---|-----|---|-----|---|------|---------|
| R18Z | 1800 | x | 800 | x | 600 | x | 1200 | 1315.00 |
| R16Z | 1600 | x | 800 | x | 600 | x | 1200 | 1292.00 |
| R14Z | 1400 | x | 800 | x | 600 | x | 1200 | 1269.00 |

|      |      |   |     |   |     |   |      |         |
|------|------|---|-----|---|-----|---|------|---------|
| L18Z | 1800 | x | 800 | x | 600 | x | 1200 | 1315.00 |
| L16Z | 1600 | x | 800 | x | 600 | x | 1200 | 1292.00 |
| L14Z | 1400 | x | 800 | x | 600 | x | 1200 | 1269.00 |

↕↕ 635 to 1290mm Height Adjustable 120° Workstation



|      |      |   |     |   |     |   |      |         |
|------|------|---|-----|---|-----|---|------|---------|
| 128Z | 1200 | x | 800 | x | 800 | x | 1200 | 1301.00 |
| 126Z | 1200 | x | 600 | x | 600 | x | 1200 | 1277.00 |
| 106Z | 1000 | x | 600 | x | 600 | x | 1000 | 1264.00 |



## HEIGHT ADJUSTABLE GSH 2000 MANUAL

Widely used in I.T. Suites, Libraries, Control Centres and Drop-in areas.



### Features

- Height range 680 to 930mm.
- Welded frame construction for extra strength and rigidity.
- Easily adjusted via a retractable handle.

DESIGNED & MANUFACTURED IN THE U.K.  
**10**  
YEAR  
GUARANTEE



### Information

**Grain Direction** - Top panel

**Group 1** - Royal Oak

**Group 2** - Beech, Grey, Walnut or Dark Walnut

**Group 3** - Apple, Ash, Maple, Pastels or White

**Metalwork available in:**

Black, Grey, White or Silver - please specify when ordering.

Code

A

B

C

D

Group 1

Group 2

Group 3



### 680 to 930mm Height Adjustable Rectangular Desk

Can be used with under desk or desk high pedestals.



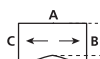
|      |      |   |     |  |  |  |
|------|------|---|-----|--|--|--|
| H18Z | 1800 | x | 800 |  |  |  |
| H16Z | 1600 | x | 800 |  |  |  |
| H14Z | 1400 | x | 800 |  |  |  |
| H12Z | 1200 | x | 800 |  |  |  |
| H10Z | 1000 | x | 800 |  |  |  |
| H08Z | 1800 | x | 800 |  |  |  |

|        |        |        |
|--------|--------|--------|
| 567.00 | 579.00 | 595.00 |
| 526.00 | 538.00 | 552.00 |
| 511.00 | 521.00 | 535.00 |
| 500.00 | 511.00 | 522.00 |
| 494.00 | 503.00 | 515.00 |
| 487.00 | 498.00 | 509.00 |



### 680 to 930mm Height Adjustable Double Wave Desk

Can be used with under desk or desk high pedestals.



|      |      |   |     |   |      |  |  |  |
|------|------|---|-----|---|------|--|--|--|
| D18Z | 1800 | x | 800 | x | 1000 |  |  |  |
| D16Z | 1600 | x | 800 | x | 1000 |  |  |  |

|        |        |        |
|--------|--------|--------|
| 606.00 | 622.00 | 639.00 |
| 565.00 | 579.00 | 594.00 |



#### Retractable handle



#### Cable Spine



| Code | Colour | Description    |
|------|--------|----------------|
| BCRB | Black  | Ø60 - 700 High |
| BCRS | Silver | Ø60 - 700 High |

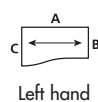
To accommodate full height adjustment it may be necessary to clip two cable spines together.

Price 45.00 each

**Code            A            B            C            D            Group 1    Group 2    Group 3**

#### 680 to 930mm Height Adjustable Wave Desk

Can be used with under desk or desk high pedestals.



|      |      |   |     |   |      |        |        |        |
|------|------|---|-----|---|------|--------|--------|--------|
| R18Z | 1800 | x | 800 | x | 1000 | 606.00 | 622.00 | 639.00 |
| R16Z | 1600 | x | 800 | x | 1000 | 565.00 | 579.00 | 594.00 |
| R14Z | 1400 | x | 800 | x | 1000 | 551.00 | 564.00 | 577.00 |
| R12Z | 1200 | x | 800 | x | 1000 | 539.00 | 552.00 | 567.00 |
| L18Z | 1800 | x | 800 | x | 1000 | 606.00 | 622.00 | 639.00 |
| L16Z | 1600 | x | 800 | x | 1000 | 565.00 | 579.00 | 594.00 |
| L14Z | 1400 | x | 800 | x | 1000 | 551.00 | 564.00 | 577.00 |
| L12Z | 1200 | x | 800 | x | 1000 | 539.00 | 552.00 | 567.00 |



**HEIGHT RANGE**

847mm

727mm

## HEIGHT ADJUSTABLE GSH 1000 DESKING

Legs should be pre-set before use.

### Features

- Height 727 to 847mm, range adjustable in 20mm increments.
- Legs are available in both static and mobile options.

DESIGNED & MANUFACTURED IN THE U.K.  
**10**  
YEAR  
GUARANTEE

### Information

**Grain Direction** - Top panel

**Group 1** - Royal Oak

**Group 2** - Beech, Grey, Walnut or Dark Walnut

**Group 3** - Apple, Ash, Maple, Pastels or White

**Metalwork available in:**

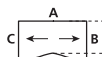
Black, Grey, Silver or White - please specify when ordering.

## 727 to 847mm Height Adjustable Rectangular Desk



| Code | A    | B | C   | D | Group 1 | Group 2 | Group 3 |
|------|------|---|-----|---|---------|---------|---------|
| QLA4 | 1800 | x | 800 |   | 285.00  | 295.00  | 307.00  |
| QLA4 | 1600 | x | 800 |   | 260.00  | 270.00  | 280.00  |
| QLA4 | 1400 | x | 800 |   | 254.00  | 261.00  | 272.00  |
| QLA4 | 1200 | x | 800 |   | 247.00  | 256.00  | 267.00  |
| QLA4 | 1000 | x | 800 |   | 241.00  | 251.00  | 259.00  |
| QLA4 | 1800 | x | 800 |   | 236.00  | 244.00  | 253.00  |


## 727 to 847mm Height Adjustable Double Wave Desk



|       |      |   |     |   |      |        |        |        |
|-------|------|---|-----|---|------|--------|--------|--------|
| WQLA4 | 1800 | x | 800 | x | 1000 | 321.00 | 333.00 | 347.00 |
| WQLA4 | 1600 | x | 800 | x | 1000 | 296.00 | 308.00 | 321.00 |



### Adjustable legs



### Cable Spine

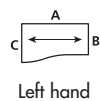
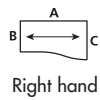


| Code | Colour | Description    |
|------|--------|----------------|
| BCRB | Black  | Ø60 - 700 High |
| BCRS | Silver | Ø60 - 700 High |

Price 45.00 each

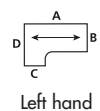
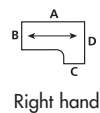
**Code                      A                      B                      C                      D                      Group 1                      Group 2                      Group 3**

### ↕↗ 727 to 847mm Height Adjustable Wave Desk



|        |      |   |     |   |      |        |        |        |
|--------|------|---|-----|---|------|--------|--------|--------|
| WRQLA4 | 1800 | x | 800 | x | 1000 | 321.00 | 333.00 | 347.00 |
| WRQLA4 | 1600 | x | 800 | x | 1000 | 296.00 | 308.00 | 321.00 |
| WRQLA4 | 1400 | x | 800 | x | 1000 | 290.00 | 302.00 | 313.00 |
| WRQLA4 | 1200 | x | 800 | x | 1000 | 282.00 | 294.00 | 306.00 |
| WRQLA4 | 1000 | x | 800 | x | 1000 | 277.00 | 288.00 | 299.00 |
| WLQLA4 | 1800 | x | 800 | x | 1000 | 321.00 | 333.00 | 347.00 |
| WLQLA4 | 1600 | x | 800 | x | 1000 | 296.00 | 308.00 | 321.00 |
| WLQLA4 | 1400 | x | 800 | x | 1000 | 290.00 | 302.00 | 313.00 |
| WLQLA4 | 1200 | x | 800 | x | 1000 | 282.00 | 294.00 | 306.00 |
| WLQLA4 | 1000 | x | 800 | x | 1000 | 277.00 | 288.00 | 299.00 |

### ↕↗ 727 to 847mm Height Adjustable Universal Workstation



|        |      |   |     |   |     |   |      |        |        |        |
|--------|------|---|-----|---|-----|---|------|--------|--------|--------|
| URQLA4 | 1800 | x | 800 | x | 600 | x | 1200 | 346.00 | 358.00 | 374.00 |
| URQLA4 | 1600 | x | 800 | x | 600 | x | 1200 | 322.00 | 334.00 | 348.00 |
| URQLA4 | 1400 | x | 800 | x | 600 | x | 1200 | 311.00 | 323.00 | 337.00 |
| ULQLA4 | 1800 | x | 800 | x | 600 | x | 1200 | 346.00 | 358.00 | 374.00 |
| ULQLA4 | 1600 | x | 800 | x | 600 | x | 1200 | 322.00 | 334.00 | 348.00 |
| ULQLA4 | 1400 | x | 800 | x | 600 | x | 1200 | 311.00 | 323.00 | 337.00 |



# STAND HEIGHT TABLES



## Features

- 50mm diameter circular legs.
- Continuous steel frame.
- Overall height 1100mm

## Information

Grain Direction - Top panel

Group 1 - Royal Oak

Group 2 - Beech, Grey, Walnut or Dark Walnut

Group 3 - Apple, Ash, Maple, Pastels or White

### Metalwork available in:

Black, Grey, White or Silver - please specify when ordering.

|                           | Code              | A     | B   | C   | D      | Group 1 | Group 2 | Group 3 |        |
|---------------------------|-------------------|-------|-----|-----|--------|---------|---------|---------|--------|
| <b>Rectangular Tables</b> |                   |       |     |     |        |         |         |         |        |
| <b>800mm Deep</b>         |                   |       |     |     |        |         |         |         |        |
|                           | 16RHZ             | 1600  | x   | 800 |        | 218.00  | 229.00  | 241.00  |        |
|                           | 14RHZ             | 1400  | x   | 800 |        | 206.00  | 216.00  | 227.00  |        |
|                           | 12RHZ             | 1200  | x   | 800 |        | 197.00  | 207.00  | 217.00  |        |
|                           | 10RHZ             | 1000  | x   | 800 |        | 191.00  | 202.00  | 211.00  |        |
|                           | <b>600mm Deep</b> |       |     |     |        |         |         |         |        |
|                           | 16RHZ             | 1600  | x   | 600 |        | 199.00  | 209.00  | 220.00  |        |
|                           | 14RHZ             | 1400  | x   | 600 |        | 188.00  | 197.00  | 207.00  |        |
|                           | 12RHZ             | 1200  | x   | 600 |        | 180.00  | 189.00  | 198.00  |        |
| 10RHZ                     | 1000              | x     | 600 |     | 174.00 | 184.00  | 192.00  |         |        |
| <b>Peninsular Tables</b>  |                   |       |     |     |        |         |         |         |        |
| <b>800mm Deep</b>         |                   |       |     |     |        |         |         |         |        |
|                           | 16PHZ             | 1600  | x   | 800 | x      | Ø1000   | 249.00  | 260.00  | 273.00 |
|                           | 14PHZ             | 1400  | x   | 800 | x      | Ø1000   | 236.00  | 247.00  | 259.00 |
|                           | 12PHZ             | 1200  | x   | 800 | x      | Ø1000   | 226.00  | 238.00  | 250.00 |
|                           | <b>600mm Deep</b> |       |     |     |        |         |         |         |        |
|                           | 616PHZ            | 1600  | x   | 600 | x      | Ø800    | 226.00  | 237.00  | 249.00 |
|                           | 614PHZ            | 1400  | x   | 600 | x      | Ø800    | 215.00  | 225.00  | 236.00 |
| 612PHZ                    | 1200              | x     | 600 | x   | Ø800   | 206.00  | 217.00  | 227.00  |        |
| <b>Circular Tables</b>    |                   |       |     |     |        |         |         |         |        |
|                           | C10HZ             | Ø1000 |     |     |        | 221.00  | 232.00  | 243.00  |        |
|                           | C08HZ             | Ø800  |     |     |        | 209.00  | 220.00  | 232.00  |        |



Due to limitations in the printing process, when a finish is shown photographically we recommend that you send for a sample before ordering.

## WOOD GRAIN - BOARD FINISHES




Indicates Edging Detail



## PLAIN - BOARD FINISHES



Indicates Edging Detail



The mark of responsible forestry

### F.S.C. Forest Stewardship Council

Its purpose is to promote responsible management of the world's forests through developing standards, a certification system and trademark recognition. The process of tracking a product back to forest is called "Chain-of-Custody (C.O.C.) Certification."


Through the C.O.C., companies can demonstrate their commitment to the environment and responsible forest management.

FSC accredited chipboard :  
Contains a minimum of 99% certified material  
The 1% remaining material, although not FSC, is sourced from non-controversial sources.

No trees are cut down specifically to produce M.F.C.

### Edging

Superior high impact resistant edging is used on all our board finishes in preference to the less environmentally friendly Polyvinyl Chloride (PVC).



## METAL FINISHES

